


SONY


QUICK START GUIDE

SP700N



1 HOW TO OPEN THE CASE

Swivel the case door left or right to open and close the case.



2 HOW TO USE

Single multi-function button on each side for easy operation.




Removing the headset from the charging case turns on headsets automatically and the indicator (blue) flashes. Setting the headset into the charging case turns off headsets automatically, then the indicator (red) lights up and charging starts.

SONY

QUICK START GUIDE

SP700N



3 HOW TO WEAR

Insert and rotate earbud forward to secure fit into the top of your ear.



4 HOW TO CHARGE

Insert earbuds hook-first into the charging case & press down into place.

